

emalco[®]
ENAMELWARE

YOUR COMPANY NAME

ENAMEL QUICK OFFER SMALL TUMBLER - DIELINE

All pictures and visualisations shown in this file are for illustration purpose only.
Actual product may slightly vary due to complicated enameling process.



INSTRUCTION

1. The design should be prepared in Quick Offer Design Colors palette. Remember to use **max. 6 colors**.
2. Prepare graphics as **vectors** and typography as **curves**.
3. Fit your graphics in the "printable area".
4. Graphics **inside** the dish can be **only black and white**.
5. Avoid gradient and transparency.
6. The minimum detail size is **0,2 mm**, so all elements and free spaces must be at least **0,4 mm** thick.
7. The same color chosen for different parts of the dish might not be identical in the final product.

**ENAMEL
COLORS**

OUTSIDE



INSIDE



RIM




DIMENSIONS

height	60 mm	2.4 inch
diameter	60 mm	2.4 inch
capacity	120 ml	4.0 oz
weight	0,08 kg	0.18 lb

INSIDE
scale 1:1


SIDE A
▼



▲
SIDE B

BOTTOM
scale 1:1

SIDE A
▼



▲
SIDE B

ENAMEL COLORS

OUTSIDE



INSIDE



RIM

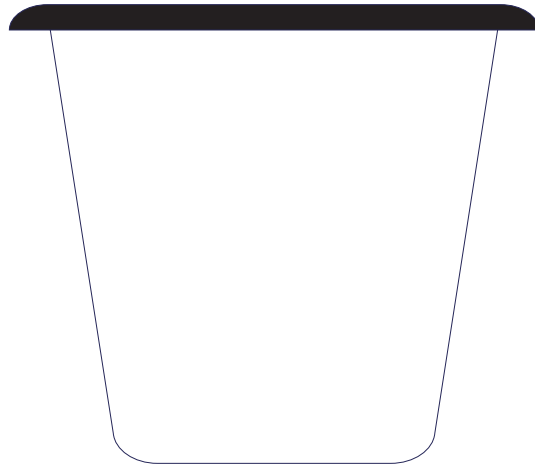


DIMENSIONS

height	60 mm	2.4 inch
diameter	60 mm	2.4 inch
capacity	120 ml	4.0 oz
weight	0,08 kg	0.18 lb

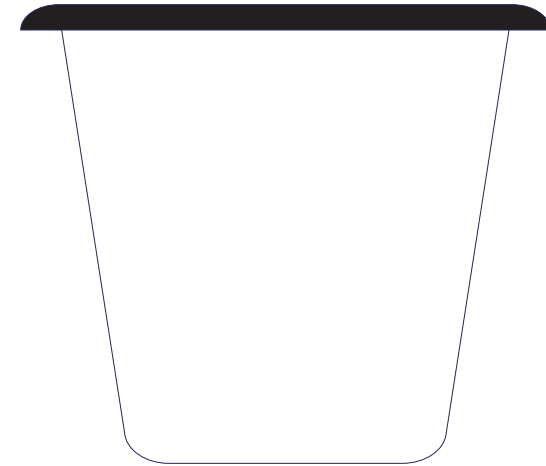
SIDE A

scale 1:1



SIDE B

scale 1:1



ARTWORK COLORS



white



white



white



white



white



white

WRAP-AROUND

ARTWORK

scale 1:1

SIDE A

ARTWORK

scale 1:1

SIDE B

ARTWORK

scale 1:1

BOTTOM

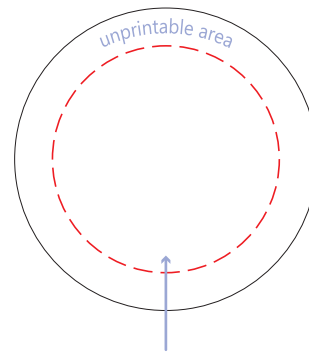
ARTWORK

scale 1:1

BOTTOM
ARTWORK

scale 1:1

Ø 30 mm | Ø 1.2 in



This is the printable area and it doesn't cover the surface of the mug completely

SIDE A ARTWORK

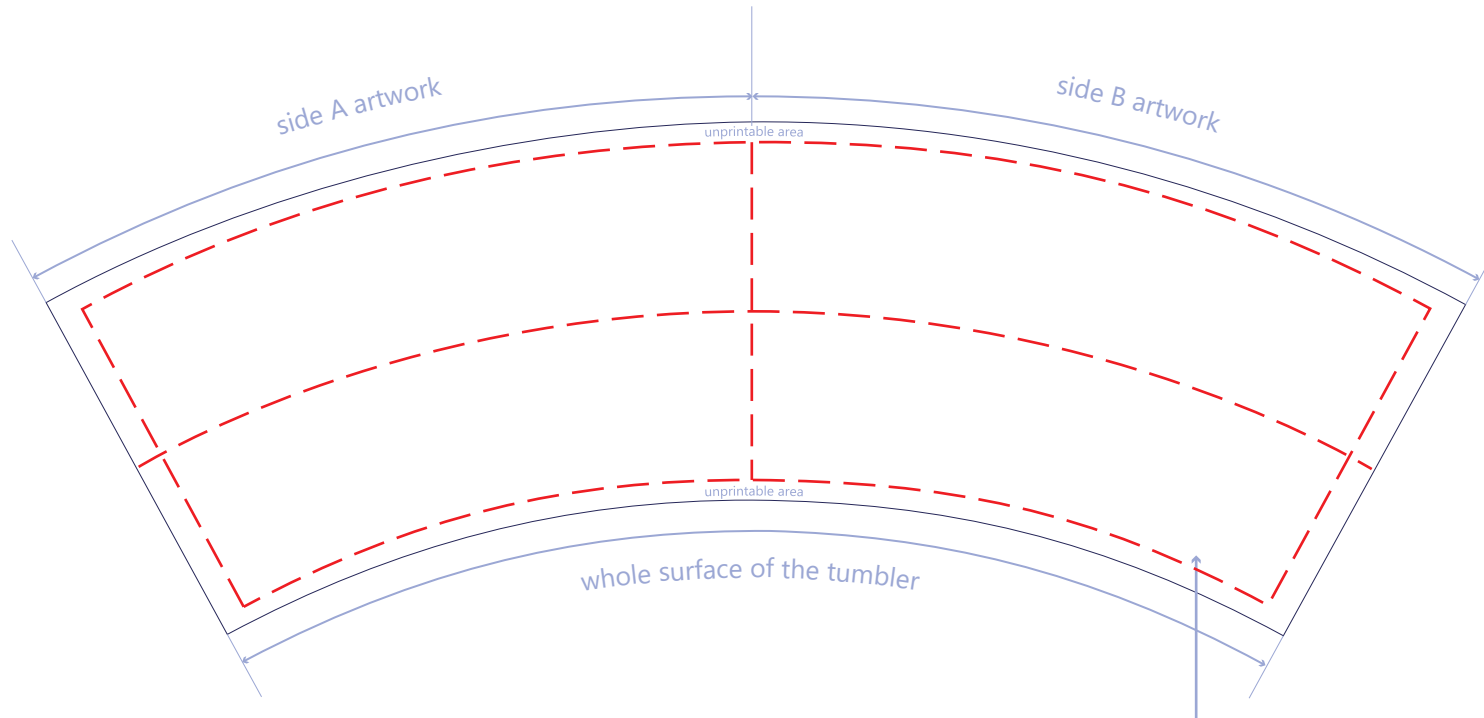
scale 1:1

70x45 mm | 2.8x1.8 in

SIDE B ARTWORK

scale 1:1

70x45 mm | 2.8x1.8 in



This is the printable area and it doesn't cover the surface of the tumbler completely



emalco[®]

ENAMELWARE

YOUR COMPANY NAME

ENAMEL SMALL TUMBLER