

emalco®
ENAMELWARE

YOUR COMPANY NAME

ENAMEL QUICK OFFER TURKISH COFFEE POT - DIELINE

All pictures and visualisations shown in this file are for illustration purpose only.
Actual product may slightly vary due to complicated enameling process.



INSTRUCTION

1. The design should be prepared in Quick Offer Design Colors palette. Remember to use **max. 6 colors**.
2. Prepare graphics as **vectors** and typography as **curves**.
3. Fit your graphics in the "printable area".
4. Graphics **inside** the dish can be **only black and white**.
5. Avoid gradient and transparency.
6. The minimum detail size is **0,2 mm**, so all elements and free spaces must be at least **0,4 mm** thick.
7. The same color chosen for different parts of the dish might not be identical in the final product.

**YOUR
COMPANY
NAME**

**ENAMEL
COLORS**

OUTSIDE



INSIDE



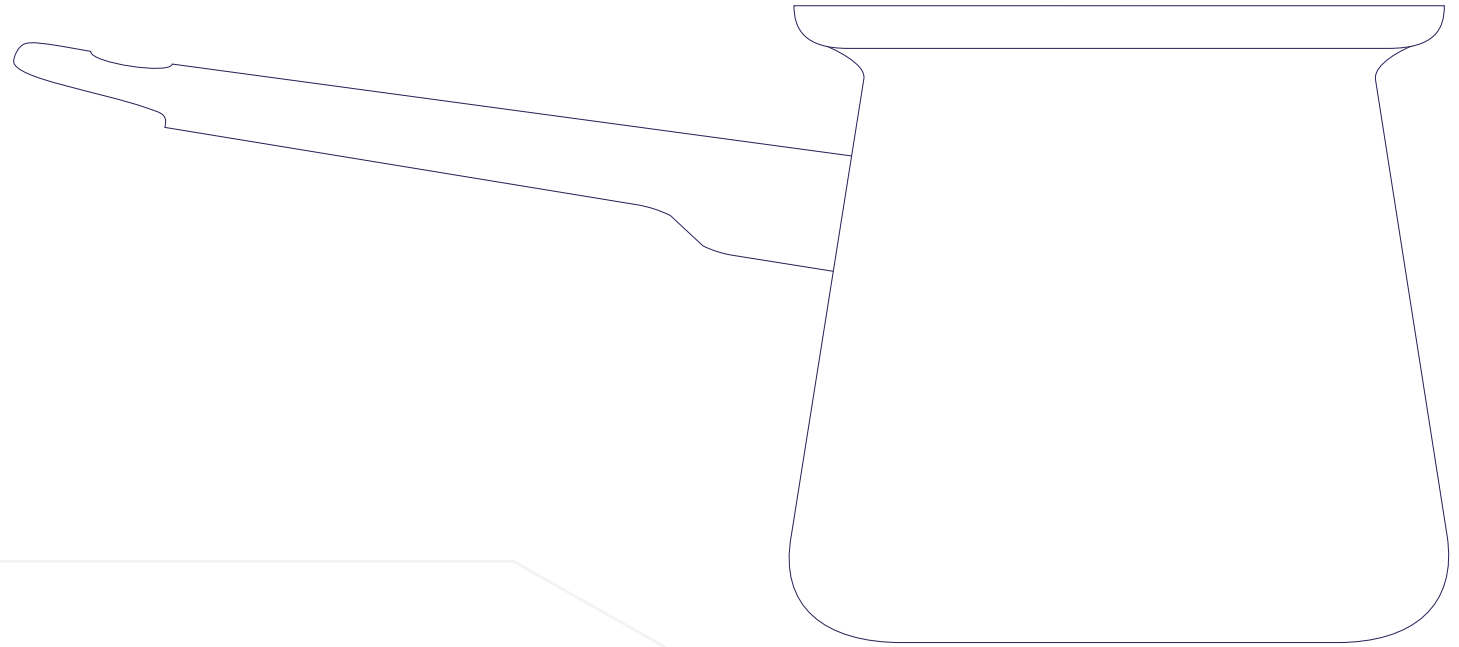
DIMENSIONS

height	85 mm	3.3 inch
diameter	90 mm	3.5 inch
capacity	400 ml	13.5 oz
weight	0,22 kg	0.5 lb

**QUICK OFFER
TURKISH COFFEE POT**

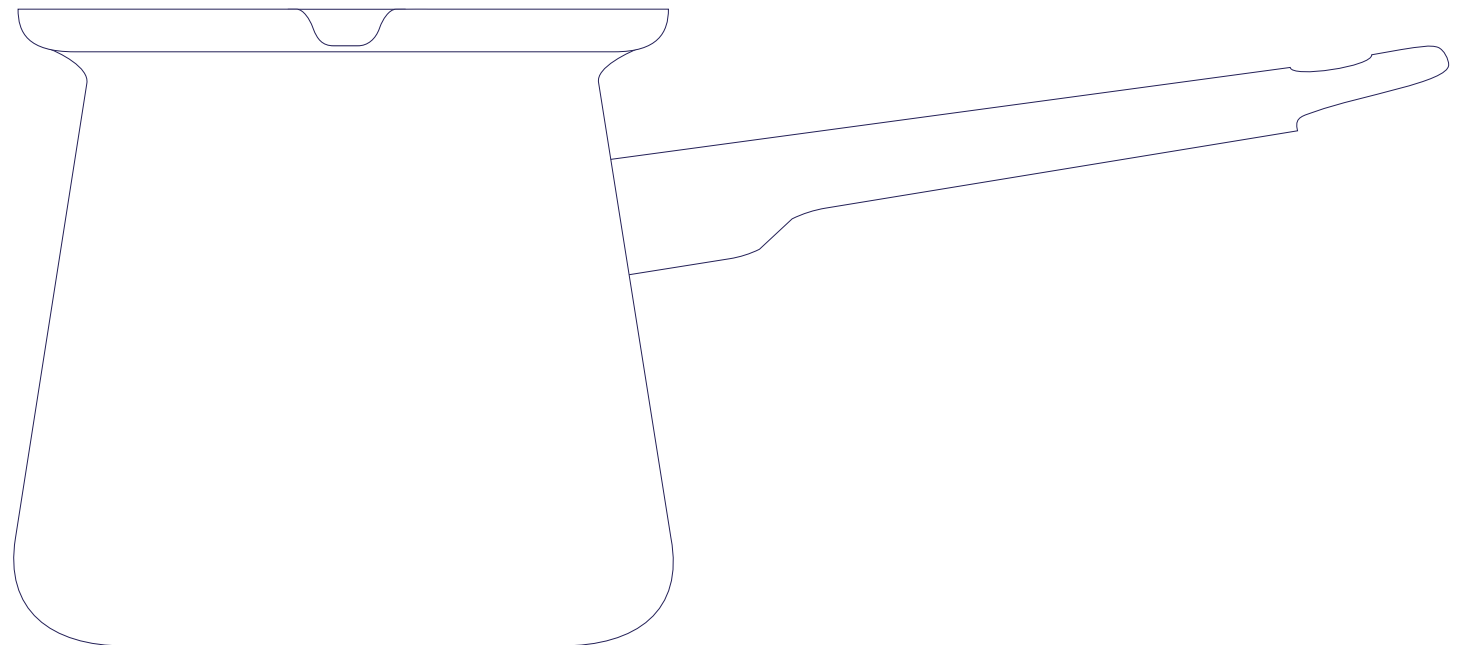
SIDE A

scale 1:1



SIDE B

scale 1:1



**ENAMEL
COLORS**

OUTSIDE



white

INSIDE





white

DIMENSIONS

height	85 mm	3.3 inch
diameter	90 mm	3.5 inch
capacity	400 ml	13.5 oz
weight	0,22 kg	0.5 lb

INSIDE

scale 1:1



BOTTOM

scale 1:1

ARTWORK COLORS



white



white



white



white



white



white

SIDE A

ARTWORK

scale 1:1

SIDE B

ARTWORK

scale 1:1

BOTTOM

ARTWORK

scale 1:1

WRAP-AROUND

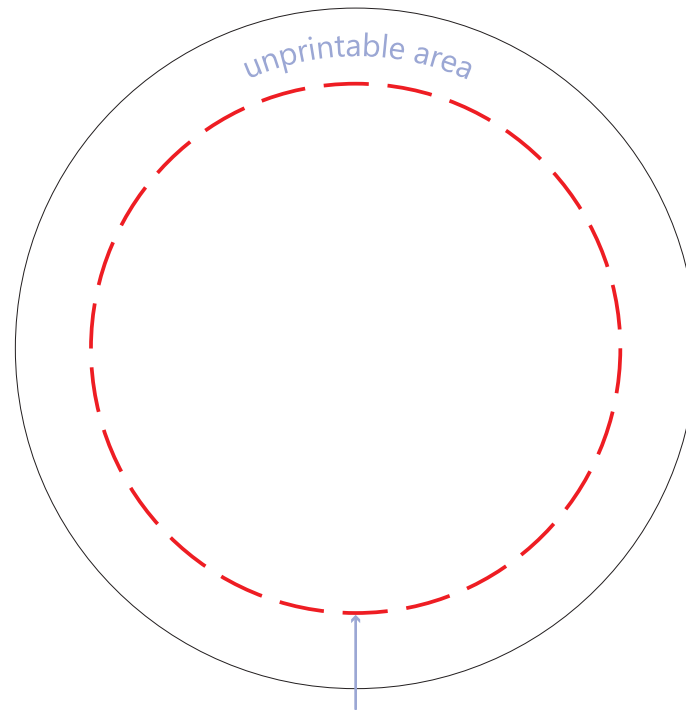
ARTWORK

scale 1:1

BOTTOM
ARTWORK

scale 1:1

Ø 70 mm | Ø 2.8 in



This is the printable area and it doesn't cover the surface of the mug completely

SIDE A ARTWORK

scale 1:1

97x60 mm | 3.8x2.4 in

WRAP-AROUND ARTWORK

scale 1:1

194x60 mm | 7.6x2.4 in

SIDE B ARTWORK

scale 1:1

97x60 mm | 3.8x2.4 in

